




**prysmian**

The Planet's Pathways

 **prysmian** A company with transformations in the last decade

**+50** Countries 

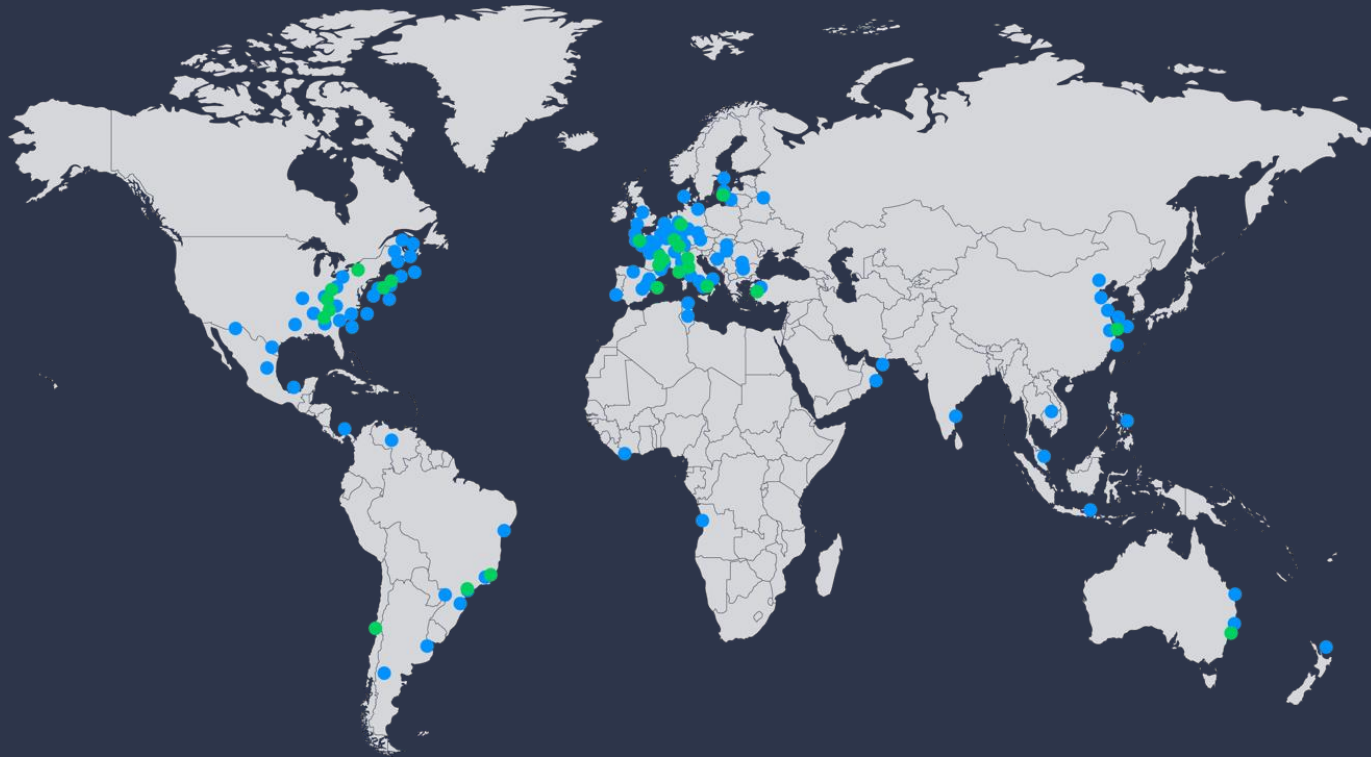
**108** Plants 



**26** R&D Centers 

**5** Cable-laying vessels 

**+30.000** Employees 

**+15 €B** Annual sales 



-  108 Prysmian productive plants
-  26 R&D centers


# PRESENCE IN LATAM



**8** Countries  
2023 Sales:  
1,236 MM Euro



**4,500**  
Employees



**3** Centers  
of Excellence



**13\***  
Manufacturing sites



\* +2 "maquiladoras" in Mexico

# 75 years in Chile

**1950**

Said family establishes  
COCESA



**1969**

PHELPS DODGE



**2007**

GENERAL CABLE



**2018**

PRYSMIAN



1 PLANT

1 DC PERU

1 R&D Center

48,000 m<sup>2</sup> 25,000 m<sup>2</sup>  
Facilities

308 EMPLOYEES  
90 DW / 218 NDW

18 kMT  
Cable production

64%  
Utilization

18 kMT (CABLE) 24 kMT (ROD)  
72% CD / 28% ICO / 90% T&I and OEM



# OUR SOLUTIONS

We drive the flow of energy and information everywhere, delivering global solutions across the region's key segments.



POWER GENERATION,  
TRANSMISSION &  
DISTRIBUTION



TELECOMMUNICATIONS  
DIGITAL SOLUTIONS



MINING & SPECIALTIES



ELEVATORS & ESCALATORS




CONSTRUCTION &  
INFRASTRUCTURE



TRANSPORTATION &  
MOBILITY



RENEWABLE ENERGY



CONNECTIVITY & ACCESSORIES

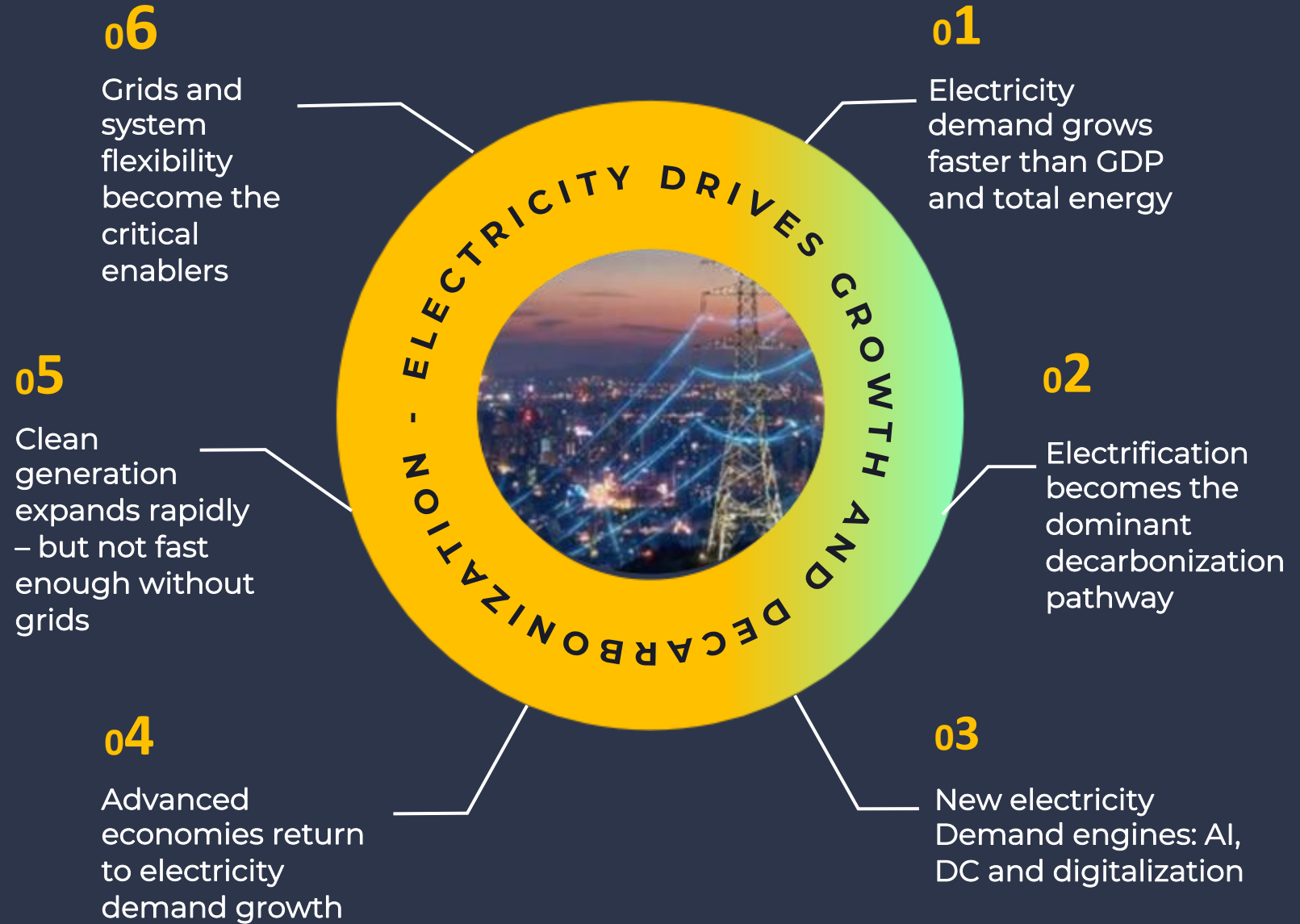


Capturing  
**Structural trends**

# 06

## Mega trends

The new age  
of electricity



# 350 B€

## Grid Capex 2025

Needed to rise to 525 B€  
by 2030 (+50%) to keep  
pace with electricity  
demand growth



### DSO Distribution 60%-65%

- Electrification of end uses
- Massive connection of distributed renewables
- Digitalization, automation and system intelligence
- Resilience and climate adaptation
- Local reinforcement vs TSO-scale projects



### TSO Transmission 35%-40%

- Integration of large-scale renewables
- Cross-border interconnection and market integration
- System stability and inertia replacement
- Network congestion and power flow management
- Digitalization, monitoring and resilience

**Power Grids are the backbone of the Energy Transition**

Source: Electricity 2026 - IEA

# 350 B€

## Grid Capex 2025

- China and India DSO-dominated
- Europe balanced mix
- US regains centrality for HV



### North America

- 18% - 22%
- 70 B€

- Aging grids
- Electrification rebound (DC)
- HV expansion, undergrounding, resilience investments



### Latam

- 7% - 9%
- 22 B€

- Renewables expansion
- Electrification growth
- Grid resilience and interconnections



### Europe

- 20% - 22%
- 74 B€

- Electrification of end uses
- Massive connection of distributed renewables
- Aging grids and resilience



### Middle East & Africa

- 5% - 8%
- 24 B€

- New TSO backbones
- Access to energy
- Large utility-scale projects



### Apac

- 45% - 50%
- 160 B€







- Urbanization and MV/LV networks
- Connection of distributed renewables
- Industrial electrification

Transmission,  
Distribution and  
Generation is at  
the center of the  
ENERGY  
TRANSITION.



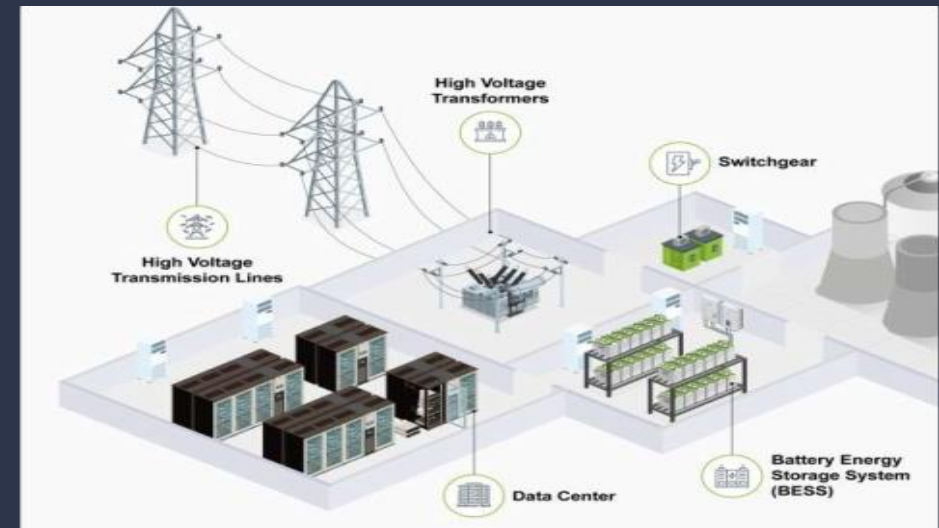
# Energy transition is posing several **challenges** to TSOs and DSOs

## POWER GRIDS KEY CHALLENGES

-  **Increasing demand and electrification** needed to achieve **decarbonization targets**.
-  **Infrastructure ageing**: many countries need to **modernize their grid**.
-  **Distributed, intermittent generation** due to massive **integration of renewables**.
-  **Rise of bidirectional power flows** as **more customers** become prosumers.
-  **Climate change and extreme weather events** that poses **serious threats** to grid assets.
-  **Cybersecurity threats** as **more sophisticated attacks** to power infrastructures will occur with increasing digitization.



INDUSTRY AND RESIDENTIAL




DATACENTERS

# Prysmian: Nuestro papel clave en la transformación del planeta

La transición energética es fundamental para combatir el calentamiento global y sus efectos. Las emisiones de CO<sub>2</sub> (huella de carbono) representan alrededor del 76% de las emisiones mundiales de gases de efecto invernadero.

Con la misión de descarbonizar el planeta, Prysmian desempeña un papel clave en la digitalización y transmisión de energía procedente de fuentes renovables.

**Sin cables NO hay transición energética.**



**SUPPORTING  
GRIDS´S  
CHALLENGE**

**INNOVATION  
AND  
SUSTAINABILITY  
A KEY**



# Cables All Ground Media y Baja Tensión



ALL GROUND - Nueva solución para  
cables de media y baja tensión



All Ground® aborda los desafíos de las instalaciones  
enterradas directamente, reduciendo los costos  
operativos y aumentando la eficiencia y la  
sostenibilidad de la instalación.



# Sustainability and Innovation



1º Multiplex Cable with Polyethylene plant sources.  
Reduction effect of 1.8 tons of CO2 for every 10 km of cable.

# E3X TECHNOLOGY

## Significant first-cost and long-term operational savings

Savings from lower first project cost or line loss will result in an accelerated return on conductor investment.

- **Up to 20% Reduced Project Costs\***

A reduced conductor sag or size enables optimized structures, hardware and labor for new lines.

- **Up to 25% Increased Ampacity\***

Maximizes capacity on new lines and lowers reconductoring cost by increasing conductor ampacity without upgrading existing infrastructure.

- **Up to 25% Lower Line Loss\***

Reduces conductor line losses via lower operating temperature, resulting in significant lifetime savings.

- **Up to 30% Reduced Operating Temperature\***

Lower operating temperature reduces power losses and increases power-carrying capacity, for efficiency and lower total system costs.

\*Dependent upon operating conditions





**¡GRACIAS!**

**[prysmian.com](https://prysmian.com)**

IG: Prysmian Chile

Linkedin: Prysmian